

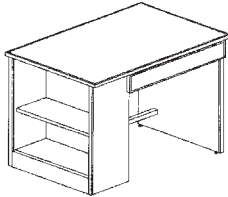
# Desks

## Product

## Model & Size

## Description

### Side Bookcase Desk

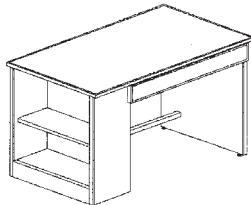


**BKD-36**

### **BKD-36**

36"W x 24"D x 30"H  
84 lbs. / Class 125  
17 Cubes

Side bookcase desk has a 10" deep two shelf bookcase on one end. Kneespace drawer. Finished back and modesty panel. Specify right or left bookcase location.

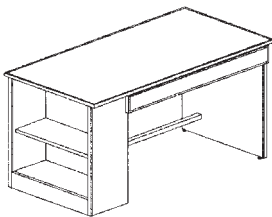


**BKD-42**

### **BKD-42**

42"W x 24"D x 30"H  
102 lbs. / Class 125  
21 Cubes

Side bookcase desk has a 10" deep two shelf bookcase on one end. Kneespace drawer. Finished back and modesty panel. Specify right or left bookcase location.



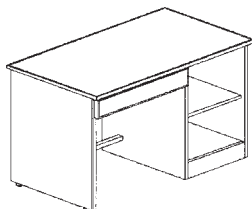
**BKD-48**

### **BKD-48**

48"W x 24"D x 30"H  
121 lbs. / Class 12S  
23 Cubes

Side bookcase desk has a 10" deep two shelf bookcase on one end. Kneespace drawer. Finished back and modesty panel. Specify right or left bookcase location.

### Front Bookcase Desk

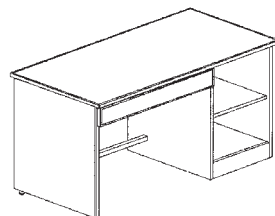


**PD-42-0**

### **PD-42-0**

42"W x 24"D x 30"H  
130 lbs. / Class 125  
21 Cubes

Front bookcase has one bottom shelf and one middle shelf. Specify fixed or adjustable middle shelf. Unit includes a kneespace drawer and panel leg. Finished back and modesty panel. Specify right or left pedestal location.



**PD-48-0**

### **PD-48-0**

48"W x 24"D x 30"H  
140 lbs. / Class 125  
23 Cubes

Front bookcase has one bottom shelf and one middle shelf. Specify fixed or adjustable middle shelf. Unit includes a kneespace drawer and panel leg. Finished back and modesty panel. Specify right or left pedestal location.

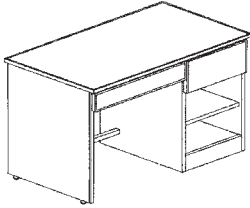
# Desks

**Product**

**Model & Size**

**Description**

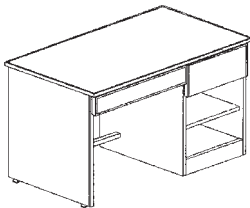
**Front Bookcase Desk**



**PD-42-1**

**PD-42-1**  
42"W x 24"D x 30"H  
140 lbs. / Class 125  
21 Cubes

Front bookcase desk has one box drawer, one middle shelf and one bottom shelf. Specify fixed or adjustable middle shelf. Unit includes a kneespace drawer and panel leg. Finished back and modesty panel. Specify right or left pedestal location.

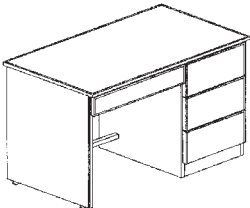


**PD-48-1**

**PD-48-1**  
48"W x 24"D x 30"H  
140 lbs. / Class 125  
23 Cubes

Front bookcase desk has one box drawer, one middle shelf and one bottom shelf. Specify fixed or adjustable middle shelf. Unit includes a kneespace drawer and panel leg. Finished back and modesty panel. Specify right or left pedestal location.

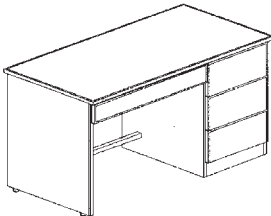
**Drawer Pedestal Desk**



**PD-42-3**

**PD-42-3**  
42"W x 24"D x 30"H  
160 lbs. / Class 125  
21 Cubes

Drawer pedestal desk has three equal sized drawers, kneespace drawer and panel leg. Finished back and modesty panel. Specify right or left pedestal location.

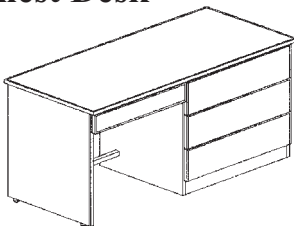


**PD-48-3**

**PD-48-3**  
48"W x 24"D x 30"H  
170 lbs. / Class 125  
23 Cubes

Drawer pedestal desk has three equal sized drawers, kneespace drawer and panel leg. Finished back and modesty panel. Specify right or left pedestal location.

**Chest Desk**



**CD-54-24**

**CD-54-24**  
54"W x 24"D x 30"H  
215 lbs. / Class 125  
24 Cubes

Chest desk has a 30" wide three drawer chest pedestal and 54" desk top surface. Includes kneespace drawer and panel leg. Finished back and modesty panel. Specify right or left pedestal location.

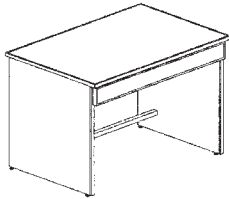
# *Desks*

**Product**

**Model & Size**

**Description**

**Study Table**

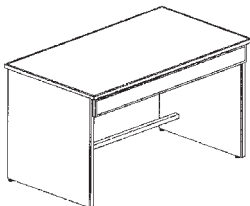


**STD-36**

**STD-36**

36"W x 24"D x 30"H  
80 lbs. / Class 125  
17 Cubes

Study table with a kneespace drawer and double panel leg. Finished back and modesty panel.

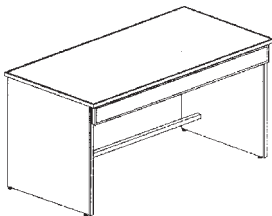


**STD-42**

**STD-42**

42"W x 24"D x 30"H  
90 lbs. / Class 125  
21 Cubes

Study table with a kneespace drawer and double panel leg. Finished back and modesty panel.



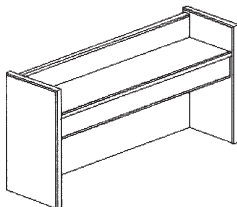
**STD-48**

**STD-48**

48"W x 24"D x 30"H  
100 lbs. / Class 125  
23 Cubes

Study table with a kneespace drawer and double panel leg. Finished back and modesty panel.

**Desk Carrel**



**DC-36**

**DC-36**

36"W x 10"D x 22"H  
83 lbs. / Class 125  
6.3 Cubes

Desk carrel with one shelf. Finished back panel and fascia. Attaches securely to all desks and study tables.

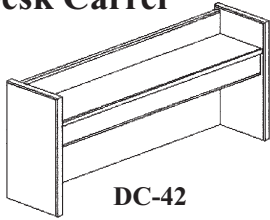
# Desks

**Product**

**Model & Size**

**Description**

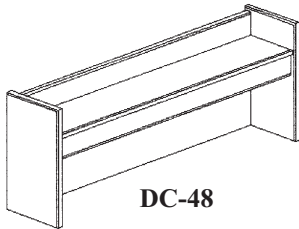
**Desk Carrel**



**DC-42**

**DC-42**  
42"W x 10"D x 22"H  
91 lbs. / Class 125  
7.3 Cubes

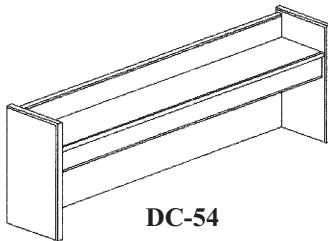
Desk carrel with one shelf. Finished back panel and fascia. Attaches securely to all desks and study tables.



**DC-48**

**DC-48**  
48"W x 10"D x 22"H  
99 lbs. / Class 125  
7.75 Cubes

Desk carrel with one shelf. Finished back panel and fascia. Attaches securely to all desks and study tables.

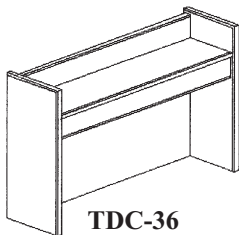


**DC-54**

**DC-54**  
54"W x 10"D x 22"H  
110 lbs. / Class 125  
8.5 Cubes

Desk carrel with one shelf. Finished back panel and fascia. Attaches securely to all desks and study tables.

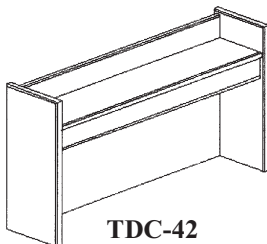
**Tall Desk Carrel**



**TDC-36**

**TDC-36**  
36"W x 10"D x 28"H  
89 lbs. / Class 125  
7.5 Cubes

Tall desk carrel with one shelf. Shelf is at a higher level so computer monitor can slide back under the unit. Finished back panel and fascia. Attaches securely to all desks and study tables.



**TDC-42**

**TDC-42**  
42"W x 10"D x 28"H  
103 lbs. / Class 125  
8.5 Cubes

Tall desk carrel with one shelf. Shelf is at a higher level so computer monitor can slide back under the unit. Finished back panel and fascia. Attaches securely to all desks and study tables.

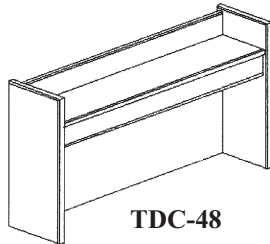
# Desks

**Product**

**Model & Size**

**Description**

**Tall Desk Carrel**



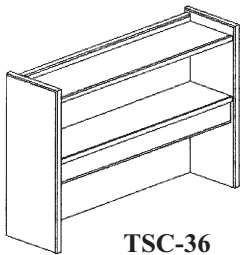
**TDC-48**

**TDC-48**

48"W x 10"D x 28"H  
112 lbs. / Class 125  
10 Cubes

Tall desk carrel with one shelf. Shelf is at a higher level so a computer monitor can slide back under the unit. Finished back panel and fascia. Attaches securely to all desks and study tables.

**Two Shelf Carrel**

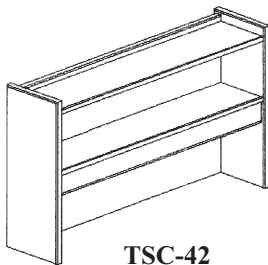


**TSC-36**

**TSC-36**

36"W x 10"D x 30"H  
110 lbs. / Class 125  
8 Cubes

Two shelf carrel with finished back and fascia. Double shelf for extra storage capacity. Attaches securely to all desks and study tables.

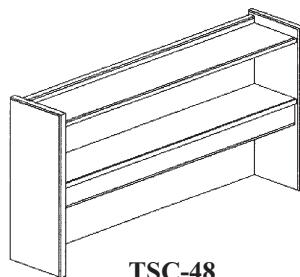


**TSC-42**

**TSC-42**

42"W x 10"D x 30"H  
123 lbs. / Class 125  
9 Cubes

Two shelf carrel with finished back and fascia. Double shelf for extra storage capacity. Attaches securely to all desks and study tables.



**TSC-48**

**TSC-48**

48"W x 10"D x 30"H  
139 lbs. / Class 125  
11 Cubes

Two shelf carrel with finished back and fascia. Double shelf for extra storage capacity. Attaches securely to all desks and study tables.

# Desks

## Desk Options/Accessories

1. Strip light unit for use under carrel shelf. Unit has a plastic diffuser, bulb, electrical outlet, quick start, push switch, and a three-pronged 90 degree plug.
2. Bulletin board is mounted to carrel back panel. Vinyl wrapped material for extended life. Champagne color. Other colors can be custom ordered. Available in two sizes: 42" and 48" width.
3. Kneespace drawer is standard on all models. The drawer can be eliminated when specified.
4. Scalloped kneespace drawer front can be specified on all desks. The computer keyboard can be placed in the drawer with the scalloped front allowing access.
5. Adjustable computer shelf with an articulating arm can be substituted for the kneespace drawer. The shelf is adjustable both vertically and front to back. It can also be purchased separately to add to existing desks or study tables.
6. Flip down kneespace drawer front is available on all kneespace drawers for conversion to a keyboard tray.
7. Pull-out writing/reference shelf is available on all desks. It positions on a side mounted glide system under the desktop between the pedestal side panels. An expandable desk top identical to the pull-out writing shelf can be positioned over the kneespace drawer.
8. Cord management grommets can be supplied in the desk top, modesty panel, pedestal back panel, or the carrel back panel.
9. Pedestal width is standard at 17". A 24" wide pedestal is available on all desks that are at least 48" wide.
10. Desk depth is standard at 24". An 18" deep unit can be specified if the need demands less depth.
11. Overhang tops are available on all units. The overhang is 6" and is always to the rear of the unit.
12. Wood pull in the middle of each drawer is available.
13. Continuous wood pull is available on the top edge of each drawer.
14. Solid oak drawer fronts are available on all units.
15. Loop pulls are available for ADA requirements.
16. ADA heights are available on the study tables to meet the necessary requirements.
17. ADA pedestals are available for use with all study tables. The pedestal is free standing and available in all the configurations described for the desks.
18. Cam locks are available for the drawers.
19. Wood drawers are available for all units.
20. Raised panel drawer fronts are available in solid oak or matching PVC material.